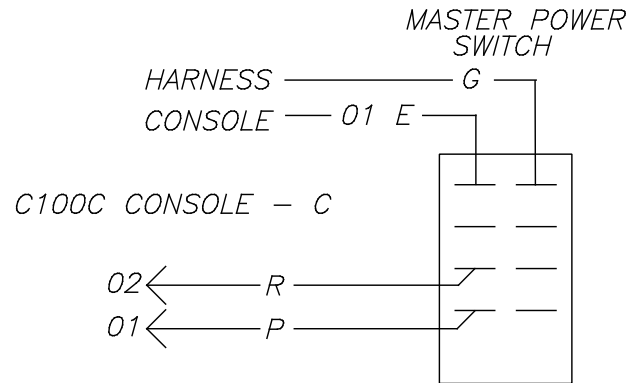


NOTES:

1) INSTALL IN DRIVERS PANEL

ITEM	QTY.	PART NO.	DESCRIPTION
1	3.00	69065	WIRE, GXL 14 AWG RED
2	3.00	69075	WIRE, GXL 14 AWG PURPLE
3	2	62041	CONN, FEMALE PUSHON 14-16 AWG ENC REEL
4	2	62764	PIN, 14-16 AWG REEL
5	1	62773	CAP, 2-CIRCUIT
6	1	0030592-03	SWITCH,DRIVER ON-ON
7	1	0030593-07	SWITCH ACTUATOR,DRIVER MASTER



**Eldorado National** 

— a THOR company — 1655 WALL STREET  
SALINA, KS. 67401

NEXT ASSEMBLY: NONE	DRAWING INFORMATION							
SUPERCEDES: NONE	DRAWN: HOMAN	CKD:						
DO NOT SCALE DRAWING	DATE: 3/1/07	SIZE: A						
MARK PART NUMBER AND REVISION ON ALL PARTS	SCALE: NTS	WGT:						
THIS DRAWING IS THE PROPERTY OF ELDORADO NATIONAL COMPANY, A THOR INDUSTRIES COMPANY AND IS NOT TO BE DUPLICATED OR USED IN ANY WAY DETRIMENTAL TO THEIR BEST INTEREST. <i>REV. 02/02</i>	TOLERANCE UNLESS SPECIFIED		A	DJB	11/12/09	MOVED PURPLE WIRE DOWN & SWITCHED HARN & CONSOLE	14670	
	FRACTIONS ± 1/16	DECIMALS .00 ± .06	—	PEH	3/1/07	RELEASE TO PRODUCTION	11325	
	ANGLES + 1 DEG.		REV.	BY	DATE	DESCRIPTION	RELEASE #	
						TITLE: MANUAL DISCONNECT SWITCH PREP INPOWER		
						MATERIAL SPEC: SEE BOM		
						PART NUMBER 0031497		
						PAGE 1 of 1		

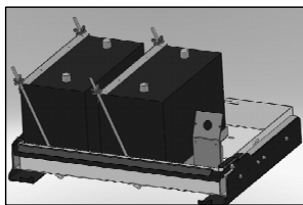

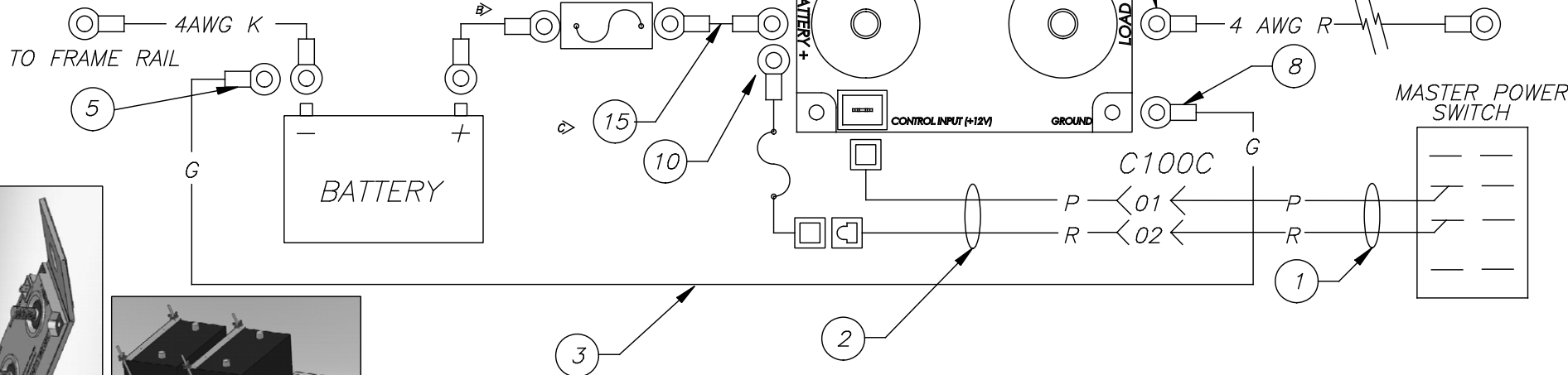


ITEM	QTY.	PART NO.	DESCRIPTION
9	8	67400	TIE WRAP, BLACK 14" LONG
10	2	68058	TERMINAL BOOT, RED 2-4 AWG INPOWER
11	.5	67034	TUBE, SHRINK 1/0 RED ( 2 X 0.25)
12	4	0022382	SCREW, MACH 10-24 X 1 PH PHIL
13	4	112925	NUT, HEX 10-24 PLTD
14	1	0033421	BRACKET, BATTERY DISCONNECT RELAY
15	1	0033475-24	CABLE 1/0 AWG POS RING 2'
16	2	0030336	STRAIN RELIEF, SM BATTERY CABLE
17	2	0030336-1	STRAIN RELIEF NUT,SM BATTERY CABLE

ITEM	QTY.	PART NO.	DESCRIPTION
1	1	0031497	MANUAL DISCONNECT SWITCH PREP INPOWER
2	1	0031497-1	MANUAL DISCONNECT DASH HARNESS INPOWER
3	3	69085	WIRE, GXL 14 AWG GREEN
4	3	116960	SCREW, TEK #8 X .75" PH PHIL
5	1	62325	CONN RING, 14-16 AWG X 1/4 INS
6	2	62206	CONN RING, 4 AWG X 3/8" BARE SEAMLESS
7	1	68059	CONTACTOR, SOLID STATE 200 AMP INPOWER
8	1	62320	CONN RING 14-16 AWG X #10 INS LOOSE

NOTES:

- 1) PLACE DISCONNECT ITEM 7 IN LINE TO ELECTRICAL CENTER IN THE BATTERY TRAY USING ITEMS 4, 12 - 14.
- 2) TRIM TERMINAL BOOTS ITEM 10 TO FIT WIRE SIZE AND SLIDE ON WIRE BEFORE CRIMPING TERMINAL ON. BOOT WILL PROTECT THE CONNECTION FROM THE ELEMENTS.
- 3) MOUNT ITEM 1 IN BATT TRAY UNLESS OTHERWISE SPECIFIED.
- 4) RELOCATE FUSE FROM STANDARD LOCATION TO TRAY NEAR DISCONNECT.



NEXT ASSEMBLY: NONE	DRAWING INFORMATION					
SUPERCEDES: NONE	DRAWN: HOMAN	CKD:	C	ADL	02/08/10	QTY OF ITEM 6 WAS 2 ADDED ITEM 15-17 14896
DO NOT SCALE DRAWING	DATE: 3/1/07	SIZE: A	B	ADL	11/18/09	ADDED FUSE TO SCHEMATIC 14707
MARK PART NUMBER AND REVISION ON ALL PARTS	SCALE: NTS	WGT:	B	ADL	11/18/09	ITEM 7 WAS 150 AMP, ADDED NOTE 3 AND 4 14707
THIS DRAWING IS THE PROPERTY OF EL Dorado NATIONAL COMPANY, A THOR INDUSTRIES COMPANY AND IS NOT TO BE DUPLICATED OR USED IN ANY WAY DETRIMENTAL TO THEIR BEST INTEREST. REV. 02/02	TOLERANCE UNLESS SPECIFIED		A	ADL	08/27/09	CHANGED TITLE, ADDED ITEM 12-14, CHANGED ITEM 4 QTY 14439
	FRACTIONS	± 1/16	-	JWW	3/1/07	RELEASE TO PRODUCTION 11325
	DECIMALS	.00 ± .06	REV.	BY	DATE	DESCRIPTION
	ANGLES	+ 1 DEG.				RELEASE #

**ElDorado National**  
— a THOR company —

1655 WALL STREET  
SALINA, KS. 67401

TITLE: BAT DISC, INPOWER- DASH SW

MATERIAL SPEC: SEE BOM

PART NUMBER: 4545200F

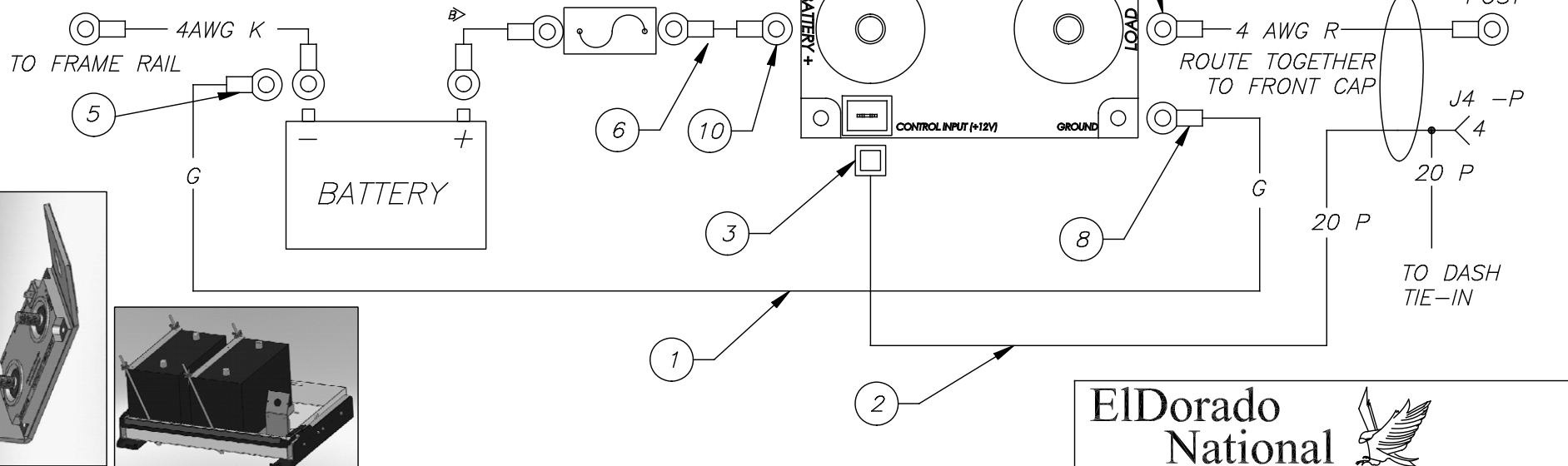
PAGE: 1 of 1

ITEM	QTY.	PART NO.	DESCRIPTION
9	3	116960	SCREW, TEK #8 X .75" PH PHIL
10	2	68058	TERMINAL BOOT, RED 2-4 AWG INPOWER
11	.5	67034	TUBE, SHRINK 1/0 RED ( 2 X 0.25)
12	1	0033421	BRACKET, BATTERY DISCONNECT RELAY
13	4	112925	NUT, HEX 10-24 PLTD
14	4	0022382	SCREW, MACH 10-24 X 1 PH PHIL
15	1	0033475-24	CABLE 1/0 AWG POS RING 2'
16	2	0030336	STRAIN RELIEF, SM BATTERY CABLE
17	2	0030336-1	STRAIN RELIEF NUT, SM BATTERY CABLE

ITEM	QTY.	PART NO.	DESCRIPTION
1	3	69085	WIRE, GXL 14 AWG GREEN
2	22	69075	WIRE, GXL 14 AWG PURPLE
3	2	62041-1	CONN, FEMALE PUSHON 14-16 AWG ENC LOOSE
4	1	62043-1	TERM, MALE PUSHON 14-16 AWG ENC LOOSE
5	1	62325	CONN RING, 14-16 AWG X 1/4 INS
6	1	62206	CONN RING, 4 AWG X 3/8" BARE SEAMLESS
7	1	68059	CONTACTOR, SOLID STATE 200 AMP INPOWER
8	1	62320	CONN RING 14-16 AWG X #10 INS LOOSE

NOTES:

- 1) USE ITEM 3 & 4 TO TIE INTO 20P AT ELECTRICAL CENTER
- 2) TRIM TERMINAL BOOTS (ITEM #10) TO FIT WIRE SIZE AND SLIDE ON WIRE BEFORE CRIMPING TERMINAL ON. BOOT WILL PROTECT THE CONNECTION FROM THE ELEMENTS.
- 3) MOUNT ITEM 1 IN BATT TRAY, USE ITEM 9 TO SECURE ITEM 12 TO TRAY, UNLESS OTHERWISE SPECIFIED
- 4) RELOCATE FUSE FROM STANDARD LOCATION TO TRAY NEAR DISCONNECT.



**ElDorado National**  
 — a THOR company —  
 1655 WALL STREET  
 SALINA, KS. 67401

NEXT ASSEMBLY: NONE	DRAWING INFORMATION						
SUPERCEDES: NONE	DRAWN: HOMAN	CKD:	C	ADL	02/08/10	QTY OF ITEM 6 WAS 2 ADDED ITEM 15-17	14896
DO NOT SCALE DRAWING	DATE: 3/2/07	SIZE: A	B	ADL	11/18/09	ADDED FUSE TO SCHEMATIC	14707
MARK PART NUMBER AND REVISION ON ALL PARTS	SCALE: NTS	WGT:	B	ADL	11/18/09	ITEM 7 WAS 150 AMP, ADDED NOTE 4	14707
THIS DRAWING IS THE PROPERTY OF ELDRADO NATIONAL COMPANY, A THOR INDUSTRIES COMPANY AND IS NOT TO BE DUPLICATED OR USED IN ANY WAY DETRIMENTAL TO THEIR BEST INTEREST. REV. 02/02	TOLERANCE UNLESS SPECIFIED		A	ADL	08/27/09	CHANGED TITLE, ADDED ITEMS 12-14, CHANGED ITEM 9 QTY.	14439
	FRACTIONS ± 1/16	DECIMALS .00 ± .06	—	PEH	3/2/07	RELEASE TO PRODUCTION	11325
	ANGLES + 1 DEG.	REV. BY	DATE	DESCRIPTION	RELEASE #		
						TITLE: BAT DISC, INPOWER- CHASSIS KEY SW	
						MATERIAL SPEC: SEE BOM	
						PART NUMBER 4545100F	
						PAGE 1 OF 1	